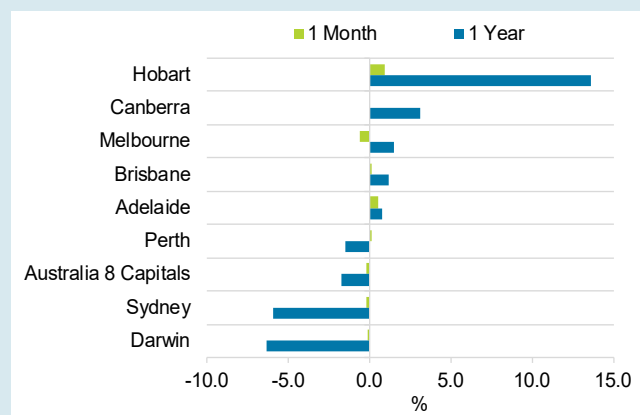




RESIDENTIAL PROPERTY PERFORMANCE MONTHLY UPDATE - MAY 2018

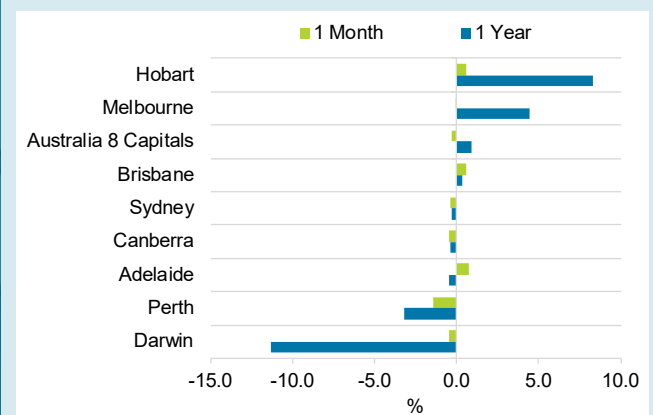
- Hobart was the best performing housing market (+0.9%) and Adelaide (+0.7%) was the best performing apartment market for the month of May;
- There continues to be a wide variation in performance across markets and between house and apartments markets in each of the cities;
- Hobart was the best performing housing market (+13.6%) and apartment market (+8.3%) in the year to May; and
- Melbourne recorded the lowest rental yield (+3.0%) and Darwin recorded the highest rental yield (+5.8%) for the month of May.

RESIDENTIAL HOUSE PRICES: TO 31 MAY 2018



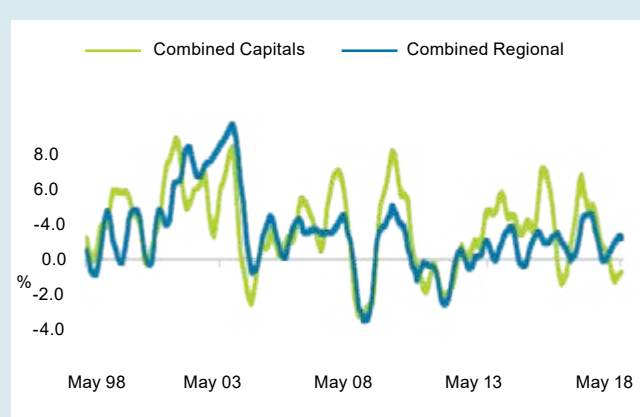
Source: CoreLogic RP Data

RESIDENTIAL APARTMENT PRICES: TO 31 MAY 2018



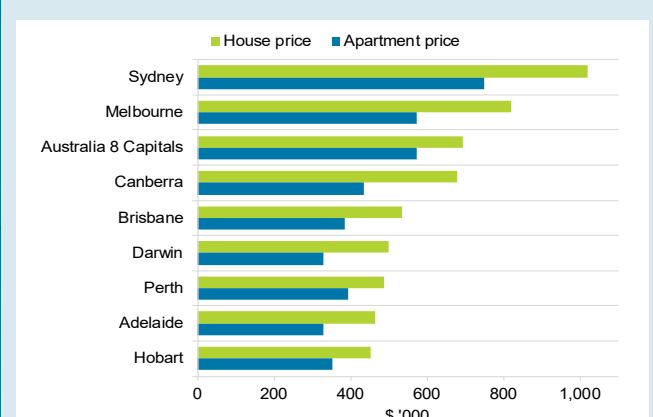
Source: CoreLogic RP Data

ANNUAL CHANGE IN DWELLING VALUES: 1998-2018




Source: CoreLogic RP Data

MEDIAN PRICE - HOUSES/APARTMENTS: 31 MAY 2018



Source: CoreLogic RP Data



Disclaimer: This paper has been published for information purposes only. The information contained in this paper is of a general nature only and does not constitute financial product advice. This presentation has been prepared without taking account of any person's objectives, financial situation or needs. Because of that, each person should, before acting on this presentation, consider its appropriateness, having regard to their own objectives, financial situation and needs. You should consult a professional investment adviser before making any decision regarding a financial product.

In preparing this paper the author has relied upon and assumed, without independent verification, the accuracy and completeness of all information available from public sources or which has otherwise been reviewed in preparation of the paper. The information contained in this paper is current as at the date of this paper and is subject to change without notice. Past performance is not an indicator of future performance.

Neither Folkestone Limited, nor any of their associates, related entities or directors, give any warranty as to the accuracy, reliability or completeness of the information contained in this paper. Except insofar as liability under any statute cannot be excluded, Folkestone Limited and its associates, related entities, directors, employees and consultants do not accept any liability for any loss or damage (whether direct, indirect, consequential or otherwise) arising from the use of this paper.

If a product managed by Folkestone Limited or its associates is acquired, Folkestone Limited or its associates and related entities may receive fees and other benefits. The author of this paper does not receive commissions or remuneration from transactions involving the financial products mentioned in this paper.

Folkestone Limited
ABN 21 004 715 226

e: office@folkestone.com.au
www.folkestone.com.au

Sydney Office
Level 10, 60 Carrington Street
Sydney NSW 2000

t: +61 2 8667 2800
f: +61 2 8667 2880

Melbourne Office
Level 14, 357 Collins Street
Melbourne VIC 3000

t: +61 3 9046 9900
f: +61 3 9046 9999



Folkestone